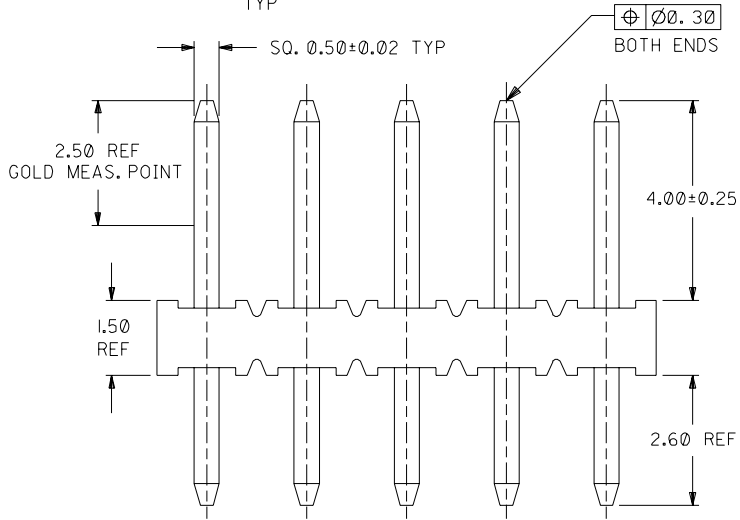
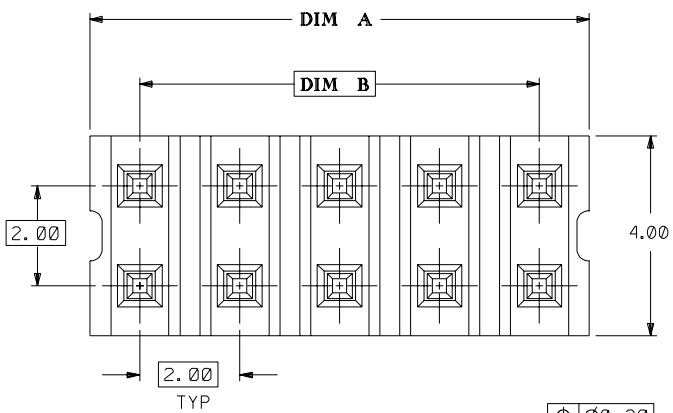


DWG. NO. SD\_87089-\*\*-16

CAD FILE S8708916.DGN

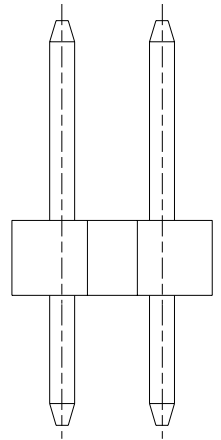
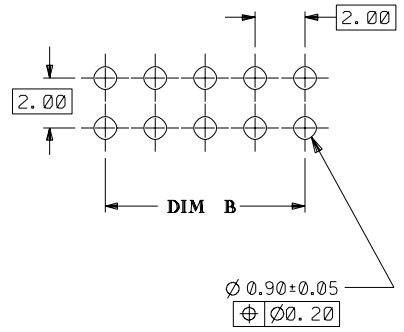
DO NOT SCALE DRAWING



**PART NUMBER LEGEND**

87089 - \* \* \* \*  
 CKT SIZE      PLATING  
 16 (SEE NOTE 4)  
 17

**RECOMMENDED PCB PATTERN**  
 (SCALE 5:1)



PART NO.	CKT SIZE	DIM A	DIM B
87089-02**	2	NA	NA
87089-04**	4	3.90	2.00
87089-06**	6	5.90	4.00
87089-08**	8	7.90	6.00
87089-10**	10	9.90	8.00
87089-12**	12	11.90	10.00
87089-14**	14	13.90	12.00
87089-16**	16	15.90	14.00
87089-18**	18	17.90	16.00
87089-20**	20	19.90	18.00
87089-22**	22	21.90	20.00
87089-24**	24	23.90	22.00
87089-26**	26	25.90	24.00
87089-28**	28	27.90	26.00
87089-30**	30	29.90	28.00
87089-32**	32	31.90	30.00
87089-34**	34	33.90	32.00
87089-36**	36	35.90	34.00
87089-38**	38	37.90	36.00
87089-40**	40	39.90	38.00
87089-42**	42	41.90	40.00
87089-44**	44	43.90	42.00
87089-46**	46	45.90	44.00
87089-48**	48	47.90	46.00
87089-50**	50	49.90	48.00

**NOTES:**

- ▽ 4 & 6 CKT SIZE ARE MADE BY BREAKING ASSEMBLY P/N 87089-081\* AND P/N 87089-121\* INTO HALVES RESPECTIVELY. BREAK-AWAY PROFILES ARE EXPECTED TO BE IRREGULAR.
- ▽ 2 CKT SIZE ARE MADE BY BREAKING LARGER ASSEMBLY P/N, THE CUT PROFILES ARE IRREGULAR AND UNDEFINED.
- 3. 10 CIRCUIT SIZE SHOWN FOR ILLUSTRATION ONLY. SEE CHART FOR AVAILABLE PART SIZES.
- 4. PLATING FINISH :  
 16 - 0.38um/15uin MIN. GOLD SELECTIVE AREA  
 1.90um/75uin MIN. TIN/LEAD IN SELECTED AREA OVER  
 1.27um/50uin MIN. NICKEL OVERALL  
 17 - 0.76um/30uin MIN. GOLD SELECTIVE AREA  
 1.90um/75uin MIN. TIN/LEAD IN SELECTED AREA OVER  
 1.27um/50uin MIN. NICKEL OVERALL
- 5. PRODUCT SPECIFICATION PS-87049 APPLIES
- 6. RECOMMENDED PC BOARD THICKNESS IS 1.60 ± 0.10mm. mm

SHT	1	2
REV	E3	E3

				MATERIAL : 30% G.F. NYLON 46, 94V-0 ,COLOR-BLACK		<b>MOLEX SINGAPORE PTE LTD</b> SHEET 1 OF 2	
				PIN: 0.50mm SQ. PHOSPHOR BRONZE 510			
E3 ADD T/R OPT. (SHT 2) AS PER 97-01-0142 FOR MOLEX INC.				S70422	SEE	970224	GENERAL TOLERANCES ± 0.20/0.008 DWG. NO.: SD187089-**-16
E2 ADD 2 CKT SIZE				S60168	SEE GMS	950929	
E1 REVISED HOUSING MAT'L				S40030	JACK LING	930814	SEE NOTE 3
LTR REVISION RECORD				ECN	DR	DATE	DRAWN BY SUSAN KOH 890801 CHK'D BY J. KACHLIC 890802 APPR'D BY R. WONG 890803 SCALE 10 : 1
<b>REVISE ONLY ON CAD SYSTEM</b>							
TITLE : "MILLI-GRID" 2mm DUAL ROW VERTICAL HEADER							

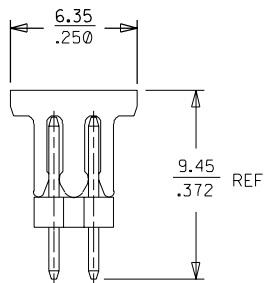
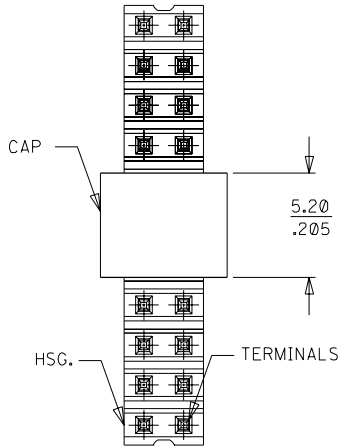
DWG. NO. SD 87089-\*\*\*16

CAD FILE S08916B.DGN

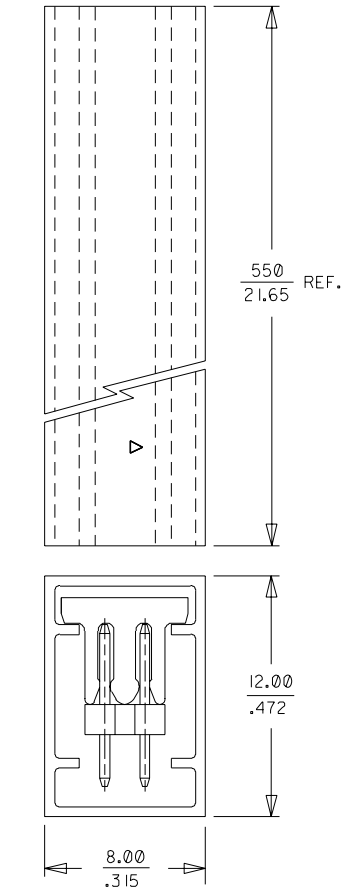
▽

DO NOT SCALE DRAWING

**PART WITH CAP**  
**(22 CKT SHOWN)**  
(SCALE 4:1)

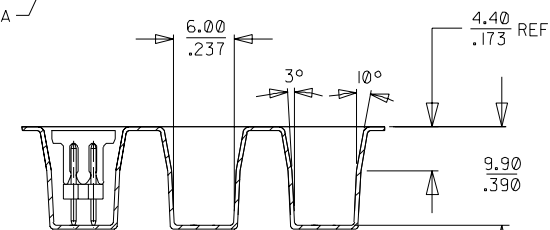
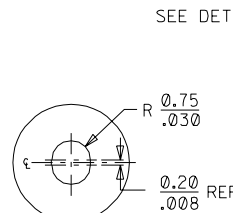
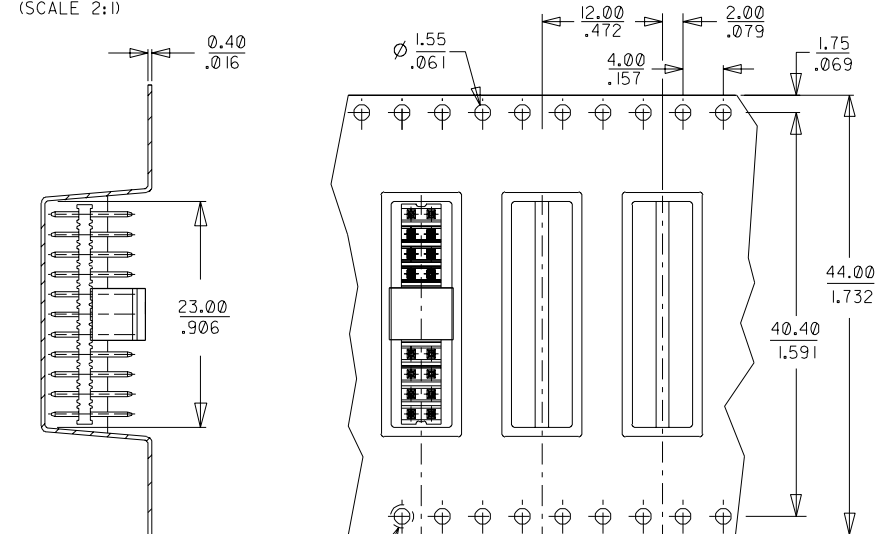


**WITH CAP IN TUBE**  
**(22 CKT SHOWN**  
**FOR MOLEX INC.)**  
(SCALE 4:1)



**PART NO.**  
WITH CAP IN TUBE  
87089-5126

**EMBOSSED CARRIER TAPE 'A'**  
**(22 CKT SHOWN, FOR MOLEX INC.)**  
(SCALE 2:1)



mm

				MATERIAL : 30% G.F. NYLON 46, 94V-0 ,COLOR-BLACK		<b>MOLEX SINGAPORE PTE LTD</b> SHEET 2 OF 2	
				FINISH : SEE NOTE 3			
E3 ADD T/R OPT. (SHT 2) AS PER 97-01-0142 FOR MOLEX INC.				ECN S70422	SEE 970224	GENERAL TOLERANCES ± 0.20/.008 REV E3	
LTR	REVISION RECORD	ECN	DR	CHK	DATE	DRAWN BY SUSAN KOH 890801	CHK'D BY J. KACHLIC 890802
REVISE ONLY ON CAD SYSTEM						APPR'D BY R. WONG 890803	SCALE 2 : 2
						DWG. NO. SD 87089-***16	
						TITLE : "MILLI-GRID" 2mm DUAL ROW VERTICAL HEADER	